

# THANKSGIVING

## 1 Maze - Find the Way




## 2 Find and circle the hidden words


S H A R V E S T N L	SWEATER
W A F C O R N U C E	TURKEY
E T A O E S W R O A	HARVEST
A V J S E R J K Z V	FALL
T I C Y C R Z E Y E	HAT
E O P D I T C Y N S	COZY
R D F A L L S L G O	LEAVES
Z P U M P K I N Y W	PUMPKIN
	CORN

## 3 Roll one dice and use the key below to fill in the turkey's feathers with M&Ms

- |  |  |  |
|--|--|--|
|  RED  |  ORANGE |  BROWN  |
|  BLUE |  GREEN  |  YELLOW |



## 4 Color the picture by the numbers



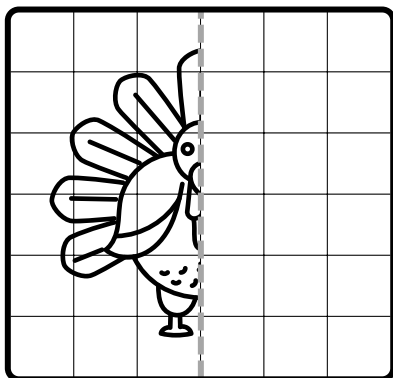
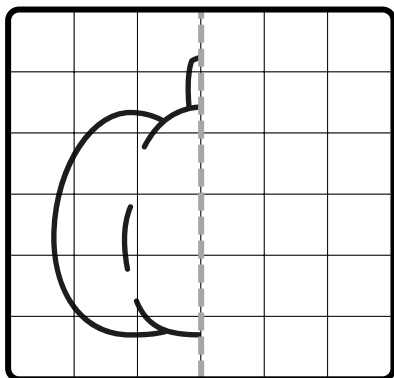
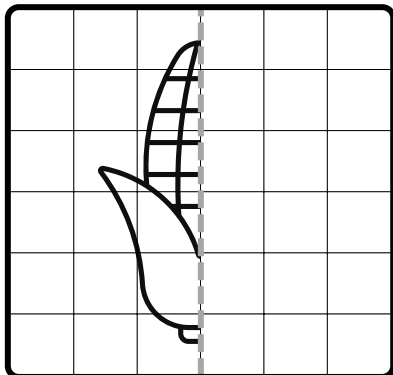
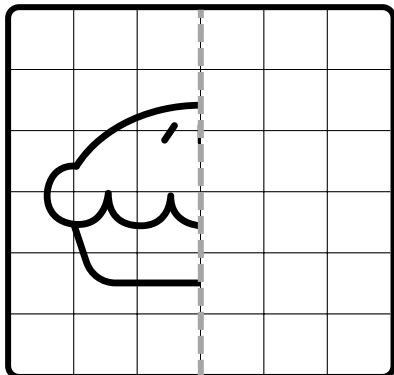
- |   |   |   |  |
|---|---|---|--|
|  |  |  |  |
|---|---|---|--|

## 5 Guess words by emoji

1.   \_\_\_\_\_
2.   \_\_\_\_\_
3.   \_\_\_\_\_
4. TUR  \_\_\_\_\_
5. A  \_\_\_\_\_

# THANKSGIVING

## Thanksgiving Symmetry Activity



Color and write the correct letter that has the beginning sound of each word.



umpkin

p e h



orn


c g f



at

s h t

# THANKSGIVING



## Alphabet Challenge

Write one Thanksgiving-themed word for each letter of the alphabet.

A	_____	N	_____
B	_____	O	_____
C	_____	P	_____
D	_____	Q	_____
E	_____	R	_____
F	_____	S	_____
G	_____	T	_____
H	_____	U	_____
I	_____	V	_____
J	_____	W	_____
K	_____	X	_____
L	_____	Y	_____
M	_____	Z	_____



# THANKSGIVING

Read the clues below and fill in the grid.



**ACROSS**

2. A big orange vegetable.
3. Time when farmers pick crops.
7. The people you love & live with.
8. The season of Thanksgiving.
9. A very big meal.

**DOWN**

1. A sweet dessert with pumpkin.
2. People marching in the street.
4. Herbs cooked inside a turkey.
5. A sauce made from meat juices.
6. A big meal in the evening.

Write, draw, and colour!



Think about everything that makes you happy and thankful this Thanksgiving.


I'm thankful for

I love spending Thanksgiving with

I feel happy when



Help the turkey finish each maze!



# THANKSGIVING

Write what you are thankful for in each feather. Next, write your name in the rectangle. Then color and glue each part. Use the picture below to help you.

